

Signify Classified - Internal
Cooper Lighting Solutions Photometric Lab
1121 Highway 74 South
Peachtree City, GA 30269



Scaled data based on original data using
LM-79-08 Approved Method: Electrical and Photometric Measurements of Solid-
State Lighting Products

Test Report Prepared for
Cooper Lighting Solutions
(formerly Eaton)

Brand: McGRAW-EDISON

Report Number: P437259

Luminaire Tested: **ISC-SA1B-830-U-T2**

Issue Date: 12/9/2020

Test Information

Test Method: LM-79-08
Report Number: P437259
TEST IS SCALED FROM IESNA LM-79-08 TEST DATA (G3-2011-074-1)
Test Lab: INNOVATION CENTER
Issue Date: 12/9/2020
Manufacturer: COOPER LIGHTING SOLUTIONS (FORMERLY EATON)
Product Line: McGRAW-EDISON
Catalog Number: ISC-SA1B-830-U-T2
Description: IMPACT ELITE LED CYLINDER LUMINAIRE
(1) 80 CRI, 3000K, 450mA LIGHTSQUARE WITH 16 LEDS AND TYPE II OPTICS
Light Source: -
Ballast/Driver: ELECTRONIC DRIVER

Summary

Lumens per Lamp: N/A
Luminaire Lumens: 2781 lumens
Efficiency: N/A
Efficacy: 109.5 lumens/watt
Luminous Opening: Rectangular (W 0.5' x L: 0.5' x H: 0')
IES Classification: Type II - Medium
BUG Rating: B1 - U0 - G1

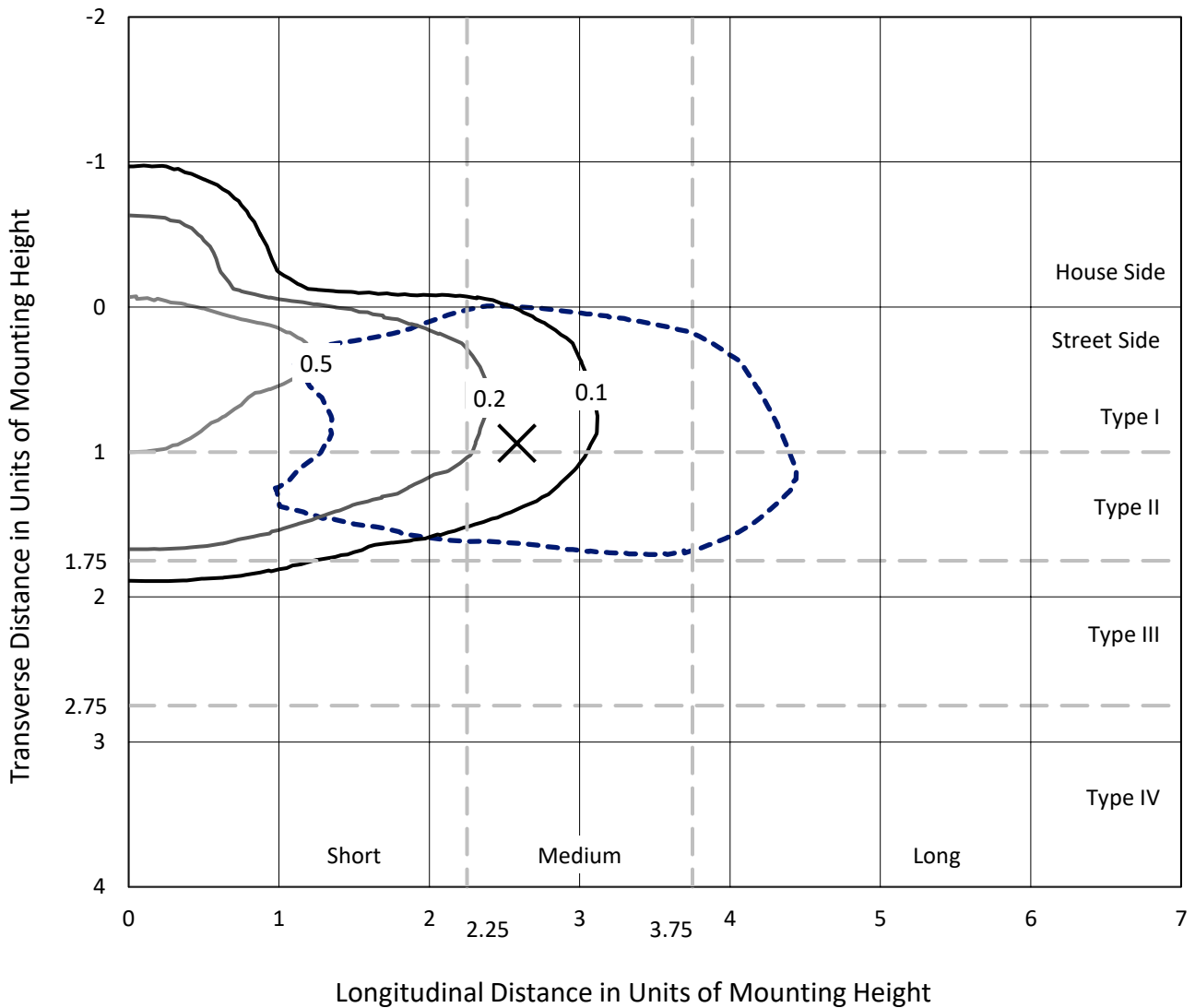
Input Watts (W): 25.4
Input Voltage (V): NR
Input Current (Ain): NR
Voltage Rise (V): NR
Power Factor: NR
Total Harmonic Distortion (THDi): NR
Frequency (hertz): 60
Stabilization Time: NR
Operation Time: NR
Ambient Temperature (°C): NR
Test Distance: 28.75 FT



REPORT NUMBER: P437259
 CATALOG NUMBER: ISC-SA1B-830-U-T2

Iso-Footcandle Lines of Horizontal Illumination

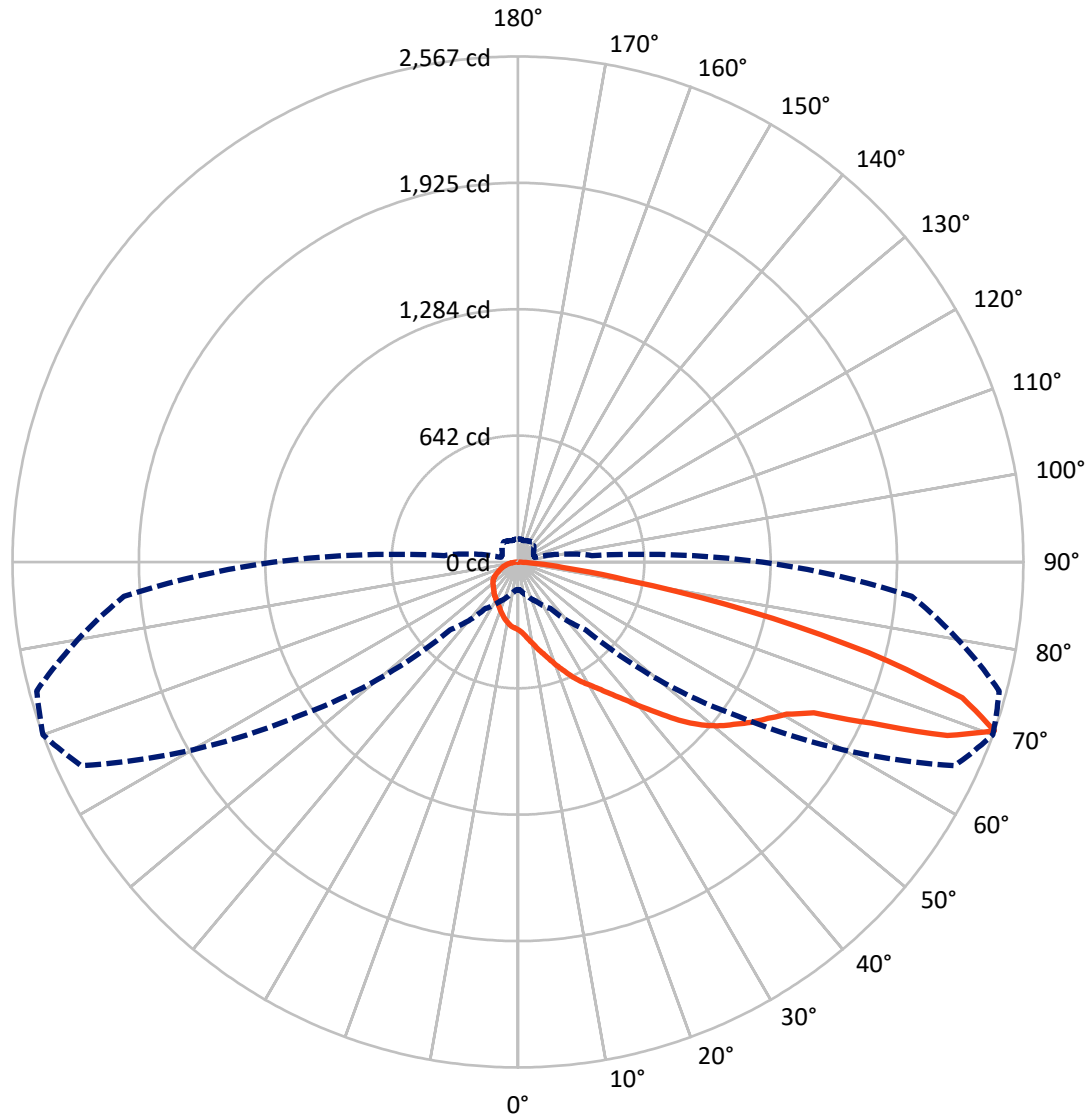
× Max cd
 - - - 1/2 Max cd



Based on 25 foot mounting height. Maximum calculated value = 0.8 fc
 Type II - Medium - N/A

REPORT NUMBER: P437259
CATALOG NUMBER: ISC-SA1B-830-U-T2

Luminous Intensity Polar Plot



— Vertical Plane Through 70-Deg Lateral - - - Horizontal Cone Through 70-Deg Vertical

REPORT NUMBER: P437259

CATALOG NUMBER: ISC-SA1B-830-U-T2

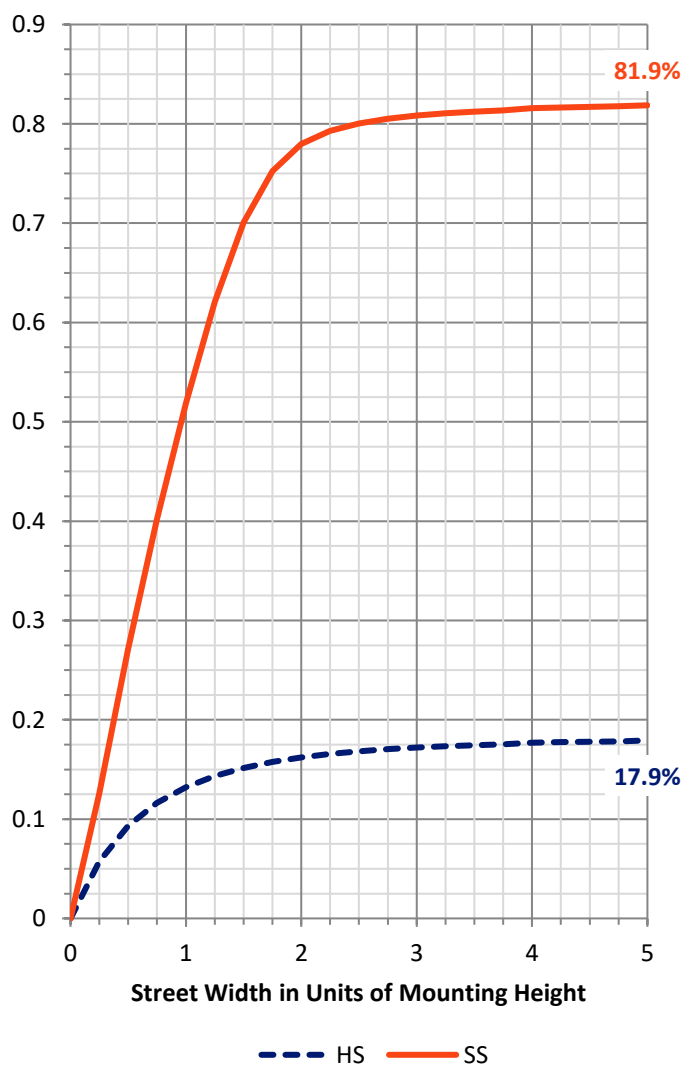
FLUX DISTRIBUTION:

		Downward	Upward	Total
House Side	Lumens	503.0	0.0	503.0
	% Fixture	18.1	0.0	18.1
Street Side	Lumens	2278.0	0.0	2278.0
	% Fixture	81.9	0.0	81.9
Total	Lumens	2781.0	0.0	2781.0
	% Fixture	100.0	0.0	100.0

ZONAL LUMENS:

Zone	Lumens	% Fixture
0°-10°	34.6	1.2
10°-20°	111.2	4.0
20°-30°	194.6	7.0
30°-40°	289.5	10.4
40°-50°	428.1	15.4
50°-60°	603.3	21.7
60°-70°	671.4	24.1
70°-80°	406.1	14.6
80°-90°	42.2	1.5
90°-100°	0.0	0.0
100°-110°	0.0	0.0
110°-120°	0.0	0.0
120°-130°	0.0	0.0
130°-140°	0.0	0.0
140°-150°	0.0	0.0
150°-160°	0.0	0.0
160°-170°	0.0	0.0
170°-180°	0.0	0.0
0°-90°	2781.0	100.0
0°-180°	2781.0	100.0

Coefficient of Utilization

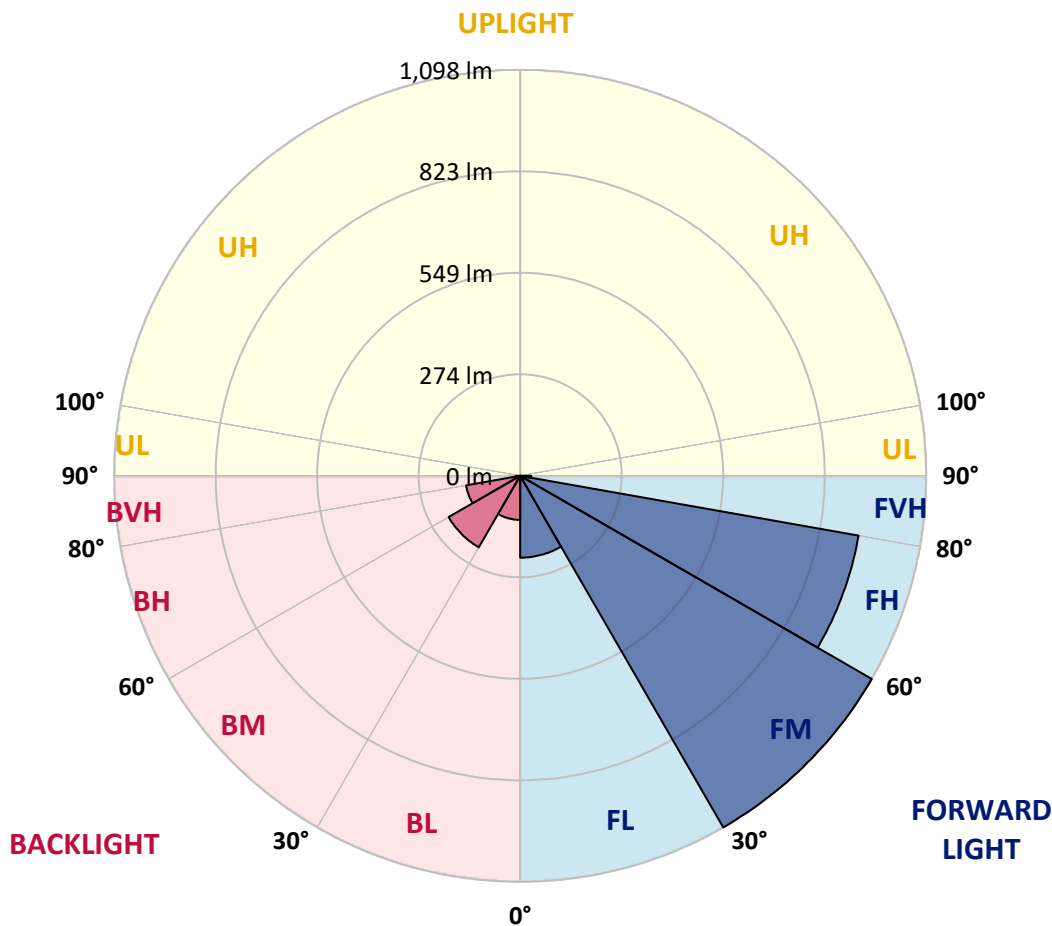


REPORT NUMBER: P437259
 CATALOG NUMBER: ISC-SA1B-830-U-T2

LUMINAIRE CLASSIFICATION SYSTEM LUMEN TABLE AND BUG RATING:

Zone	Lumens	% Fixture	Zone Rating/Lumen Limit		
			B	U	G
FL (0°-30°)	221.3	8.0			
FM (30°-60°)	1097.6	39.5			
FH (60°-80°)	929.0	33.4			G1/1800
FVH (80°-90°)	30.1	1.1			G1/100
BL (0°-30°)	119.2	4.3	B1/500		
BM (30°-60°)	223.2	8.0	B1/1000		
BH (60°-80°)	148.5	5.3	B1/500		G1/500
BVH (80°-90°)	12.1	0.4			G1/100
UL (90°-100°)	0.0	0.0		U0/0	
UH (100°-180°)	0.0	0.0		U0/0	

BUG Rating: B1-U0-G1
 Type II Medium





REPORT NUMBER: P437259

CATALOG NUMBER: ISC-SA1B-830-U-T2

CANDELA DISTRIBUTION (FULL):

	0°	5°	15°	25°	35°	45°	55°	65°	70°	75°	85°
0°	344.5	344.5	344.5	344.5	344.5	344.5	344.5	344.5	344.5	344.5	344.5
2.5°	385.2	384.2	379.2	381.2	378.2	372.3	366.3	362.3	357.4	356.4	351.4
5°	424.9	423.9	420.9	416.9	411.0	404.0	393.1	383.2	375.2	368.3	359.3
7.5°	452.7	450.7	450.7	448.7	445.7	437.8	422.9	410.0	398.1	389.1	369.3
10°	468.5	468.5	468.5	472.5	472.5	466.6	454.6	436.8	422.9	412.0	383.2
12.5°	475.5	475.5	477.5	483.4	492.4	492.4	482.4	468.5	454.6	435.8	398.1
15°	480.5	481.4	484.4	493.4	506.3	515.2	515.2	502.3	483.4	465.6	416.9
17.5°	485.4	486.4	492.4	503.3	518.2	535.1	545.0	536.0	519.2	499.3	434.8
20°	486.4	485.4	495.3	510.2	532.1	551.9	576.7	578.7	560.9	532.1	455.6
22.5°	496.3	496.3	500.3	515.2	539.0	567.8	605.5	616.5	600.6	575.8	481.4
25°	516.2	520.2	523.1	528.1	546.0	580.7	630.3	661.1	646.2	618.4	508.2
27.5°	552.9	552.9	555.9	554.9	560.9	591.6	656.2	703.8	688.9	652.2	525.1
30°	588.7	586.7	589.6	589.6	587.7	604.5	675.0	743.5	727.6	691.9	545.0
32.5°	635.3	636.3	634.3	625.4	622.4	628.4	689.9	781.2	772.3	730.6	562.8
35°	698.8	699.8	688.9	670.1	660.1	661.1	709.8	825.9	826.9	783.2	584.7
37.5°	754.4	759.4	758.4	723.7	706.8	702.8	739.5	871.6	889.4	843.8	618.4
40°	806.1	813.0	811.0	782.2	760.4	750.5	786.2	924.2	965.9	919.2	659.1
42.5°	843.8	847.7	849.7	829.9	810.0	815.0	834.8	983.7	1049.3	1002.6	713.7
45°	884.5	886.5	889.4	878.5	864.6	888.4	895.4	1048.3	1146.5	1109.8	778.3
47.5°	926.2	934.1	937.1	925.2	916.2	955.0	960.9	1110.8	1232.9	1215.0	842.8
50°	993.7	1001.6	998.6	984.7	976.8	1006.6	1019.5	1167.4	1309.3	1321.2	905.3
52.5°	1081.0	1086.0	1098.9	1075.1	1057.2	1046.3	1068.1	1229.9	1370.9	1414.6	971.8
55°	1097.9	1104.8	1151.5	1173.3	1188.2	1105.8	1119.7	1285.5	1437.4	1502.9	1046.3
57.5°	1028.4	1032.4	1107.8	1174.3	1281.5	1252.8	1193.2	1357.0	1498.9	1594.2	1121.7
60°	855.7	870.6	968.8	1086.0	1255.7	1402.6	1383.8	1449.3	1568.4	1685.6	1230.9
62.5°	557.9	571.8	676.0	874.5	1113.8	1404.6	1656.8	1637.9	1686.6	1796.7	1367.9
65°	284.9	289.9	380.2	530.1	803.1	1255.7	1820.6	2027.0	1971.4	2019.1	1664.7
67.5°	189.6	193.6	234.3	305.7	477.5	869.6	1767.0	2420.1	2352.6	2378.4	1980.4
70°	140.0	143.9	177.7	221.4	288.9	487.4	1366.9	2447.9	2567.1	2530.3	2008.2
72.5°	104.2	105.2	126.1	170.7	213.4	262.1	808.0	2020.1	2359.6	2492.6	1866.2
75°	79.4	79.4	90.3	126.1	166.8	168.8	450.7	1492.0	1840.4	2084.6	1556.5
77.5°	59.6	61.5	66.5	87.4	124.1	121.1	212.4	987.7	1197.2	1359.0	957.9
80°	42.7	43.7	46.7	53.6	82.4	78.4	107.2	476.5	570.8	607.5	391.1
82.5°	26.8	26.8	32.8	32.8	46.7	48.6	48.6	192.6	230.3	258.1	131.0
85°	5.0	5.0	9.9	12.9	14.9	16.9	14.9	48.6	66.5	78.4	44.7
87.5°	0.0	0.0	0.0	1.0	1.0	2.0	2.0	2.0	2.0	2.0	2.0
90°	0.0	0.0	0.0	0.0	0.0	0.0	0.0	0.0	0.0	0.0	0.0



REPORT NUMBER: P437259
 CATALOG NUMBER: ISC-SA1B-830-U-T2

CANDELA DISTRIBUTION (continued):

	90°	95°	105°	115°	125°	135°	145°	155°	165°	175°	180°
0°	344.5	344.5	344.5	344.5	344.5	344.5	344.5	344.5	344.5	344.5	344.5
2.5°	347.4	345.5	340.5	334.5	330.6	326.6	323.6	321.6	320.6	320.6	319.6
5°	352.4	346.4	336.5	326.6	317.7	310.7	305.7	302.8	300.8	301.8	299.8
7.5°	360.3	349.4	331.6	315.7	303.8	294.8	290.9	288.9	289.9	290.9	290.9
10°	366.3	351.4	322.6	300.8	289.9	284.9	283.9	285.9	288.9	289.9	288.9
12.5°	373.2	352.4	312.7	287.9	280.9	277.9	282.9	287.9	292.8	296.8	294.8
15°	384.2	352.4	300.8	277.0	272.0	275.0	283.9	290.9	299.8	303.8	304.8
17.5°	392.1	349.4	285.9	265.0	264.1	272.0	284.9	296.8	305.7	312.7	312.7
20°	400.0	344.5	271.0	254.1	258.1	269.0	283.9	297.8	308.7	315.7	317.7
22.5°	410.0	337.5	256.1	244.2	251.1	265.0	280.9	292.8	302.8	308.7	309.7
25°	416.9	325.6	241.2	236.3	247.2	260.1	272.0	279.9	284.9	288.9	288.9
27.5°	420.9	311.7	229.3	230.3	242.2	253.1	259.1	259.1	261.1	261.1	260.1
30°	415.9	296.8	220.4	224.3	235.3	243.2	245.2	241.2	235.3	229.3	227.3
32.5°	413.9	277.0	211.4	218.4	226.3	230.3	229.3	223.4	212.4	203.5	203.5
35°	410.0	258.1	203.5	211.4	216.4	217.4	215.4	206.5	196.5	188.6	187.6
37.5°	407.0	243.2	196.5	203.5	206.5	207.5	203.5	195.6	189.6	183.6	182.7
40°	415.9	230.3	189.6	194.6	196.5	196.5	192.6	186.6	189.6	188.6	188.6
42.5°	432.8	225.3	182.7	185.6	187.6	189.6	186.6	181.7	188.6	182.7	184.6
45°	457.6	225.3	177.7	178.7	180.7	185.6	184.6	177.7	178.7	164.8	161.8
47.5°	494.4	231.3	173.7	170.7	175.7	182.7	179.7	171.7	163.8	152.9	151.9
50°	536.0	243.2	169.7	162.8	170.7	178.7	175.7	165.8	156.8	150.9	149.9
52.5°	577.7	258.1	166.8	154.9	161.8	176.7	175.7	164.8	151.9	147.9	146.9
55°	629.4	272.0	161.8	145.9	154.9	174.7	174.7	158.8	148.9	147.9	146.9
57.5°	687.9	289.9	153.9	134.0	145.9	168.8	167.8	154.9	146.9	144.9	145.9
60°	763.4	311.7	142.0	123.1	138.0	159.8	161.8	150.9	142.9	142.0	142.0
62.5°	891.4	352.4	128.1	113.2	128.1	147.9	152.9	143.9	138.0	139.0	140.0
65°	1137.6	428.8	112.2	104.2	118.1	135.0	144.9	137.0	131.0	135.0	135.0
67.5°	1320.3	462.6	99.3	95.3	108.2	125.1	136.0	129.0	123.1	128.1	128.1
70°	1240.8	376.2	89.3	87.4	97.3	114.2	124.1	118.1	112.2	117.1	116.1
72.5°	1101.9	298.8	78.4	78.4	86.4	101.3	112.2	106.2	98.3	100.3	99.3
75°	964.9	277.0	68.5	68.5	75.4	87.4	96.3	93.3	85.4	84.4	82.4
77.5°	556.9	184.6	57.6	58.6	61.5	72.5	81.4	72.5	66.5	65.5	64.5
80°	219.4	90.3	46.7	45.7	45.7	54.6	58.6	54.6	49.6	48.6	46.7
82.5°	79.4	45.7	35.7	31.8	32.8	39.7	45.7	42.7	38.7	30.8	28.8
85°	30.8	22.8	23.8	18.9	20.8	20.8	23.8	19.9	13.9	9.9	9.9
87.5°	2.0	2.0	2.0	2.0	1.0	1.0	0.0	0.0	1.0	1.0	1.0
90°	0.0	0.0	0.0	0.0	0.0	0.0	0.0	0.0	0.0	0.0	0.0

Cooper Lighting Solutions Photometric Lab
1121 Highway 74 South
Peachtree City, GA 30269



LM-79-2019: Approved Method: Electrical and Photometric Measurements of Solid-State Lighting Products

Report Prepared for

Cooper Lighting Solutions

MCGRAW EDISON

Report Number: SP1-2408-195-9

Test Date: 08/07/2024

Luminaire Tested: GALN-SB1A-830-U-5WQ

Data in this report applies to families of products including GALN-SB1A-830-U-5WQ.

Test Information

Test Method: LM-79-2019
 Report Number: SP1-2408-195-9
 Test Lab: COOPER LIGHTING SOLUTIONS
 Photometer: SP1 - 76IN SPHERE
 Measurement Geometry: 4π
 Issue Date: 08/07/2024
 Manufacturer: COOPER LIGHTING SOLUTIONS
 Product Line: MCGRAW EDISON
 Catalog Number: **GALN-SB1A-830-U-5WQ**
 Description: GALLEON AREA AND ROADWAY LUMINAIRE. (1) 80 CRI, 3000K, 350MA HIGH DENSITY LIGHTSQUARE WITH 26 LEDS AND TYPE V WIDE OPTICS

Spectral Parameters

CCT (K): 3050
 CIE u': 0.2476
 CIE v': 0.5251
 Duv: 0.0034
 CIE x: 0.4383
 CIE y: 0.4131
 CIE z: 0.1487
 Peak Wavelength (nm): 603
 Dominant Wavelength (nm): 581
 Purity: 55.55201
 Rf: 81.5
 Rg: 99.2

CRI (Ra):	81.0		
R1:	79.6	R9:	7.1
R2:	85.6	R10:	67.0
R3:	92.0	R11:	82.7
R4:	82.6	R12:	63.2
R5:	78.9	R13:	80.3
R6:	81.7	R14:	95.0
R7:	85.2	R15:	71.7
R8:	62.0		



Test Conditions
 Stabilization Time: 20M
 Operation Time: 1H 20M
 Sphere Temperature (°C): 24.2

REPORT NUMBER: SP1-2408-195-9

Measurement and Test Equipment			
Instrument	Identification Number	Calibration Date	Calibration Due Date
Photometer	IN0058	6/18/2024	12/18/2024
Power Meter	INXT2011004	2/8/2024	2/8/2025
AC Power Source	IN0063	10/24/2023	10/24/2024
DC Power Source	IN0208	10/24/2023	10/24/2024
Sphere Thermometer	IN0085	10/24/2023	10/24/2024
Room Thermometer	IN0046	10/24/2023	10/24/2024

REPORT NUMBER: SP1-2408-195-9

CIE 1931 Chromaticity Diagram



CIE 1931 Chromaticity Diagram with 2017 ANSI 7-Step and 4-Step Quadrangles



CCT = 3050K
 CIE x = 0.4383
 CIE y = 0.4131
 Duv = 0.0034

Point lies inside the ANSI 3000K 4-step quadrangle

REPORT NUMBER: SP1-2408-195-9

Photopic Flux vs. Wavelength



Photopic Lumens: NR

λ (nm)	Power W [^] /nm	Lumens (φ/nm)	λ (nm)	Power W [^] /nm	Lumens (φ/nm)	λ (nm)	Power W [^] /nm	Lumens (φ/nm)	λ (nm)	Power W [^] /nm	Lumens (φ/nm)	λ (nm)	Power W [^] /nm	Lumens (φ/nm)
360	0	NR	490	168	NR	620	940	NR	750	35	NR	880	1	NR
365	0	NR	495	233	NR	625	897	NR	755	30	NR	885	1	NR
370	0	NR	500	300	NR	630	847	NR	760	26	NR	890	1	NR
375	0	NR	505	372	NR	635	790	NR	765	22	NR	895	1	NR
380	0	NR	510	430	NR	640	730	NR	770	19	NR	900	1	NR
385	0	NR	515	483	NR	645	668	NR	775	16	NR	905	1	NR
390	0	NR	520	524	NR	650	605	NR	780	14	NR	910	0	NR
395	2	NR	525	555	NR	655	545	NR	785	12	NR	915	0	NR
400	4	NR	530	581	NR	660	485	NR	790	10	NR	920	0	NR
405	7	NR	535	604	NR	665	430	NR	795	9	NR	925	0	NR
410	17	NR	540	623	NR	670	378	NR	800	8	NR	930	0	NR
415	34	NR	545	645	NR	675	331	NR	805	7	NR	935	0	NR
420	68	NR	550	667	NR	680	290	NR	810	6	NR	940	0	NR
425	128	NR	555	693	NR	685	251	NR	815	5	NR	945	0	NR
430	214	NR	560	719	NR	690	218	NR	820	4	NR	950	0	NR
435	339	NR	565	754	NR	695	188	NR	825	4	NR	955	0	NR
440	507	NR	570	791	NR	700	162	NR	830	3	NR	960	0	NR
445	573	NR	575	830	NR	705	139	NR	835	3	NR	965	0	NR
450	356	NR	580	873	NR	710	119	NR	840	3	NR	970	0	NR
455	217	NR	585	913	NR	715	102	NR	845	2	NR	975	0	NR
460	168	NR	590	948	NR	720	88	NR	850	2	NR	980	0	NR
465	113	NR	595	974	NR	725	76	NR	855	2	NR	985	0	NR
470	85	NR	600	994	NR	730	65	NR	860	1	NR	990	0	NR
475	85	NR	605	998	NR	735	55	NR	865	1	NR	995	0	NR
480	94	NR	610	994	NR	740	47	NR	870	1	NR	1000	0	NR
485	120	NR	615	973	NR	745	41	NR	875	1	NR			

REPORT NUMBER: SP1-2408-195-9

Scotopic Flux vs. Wavelength



Scotopic Lumens: NR

S/P: 1.27

λ (nm)	Power W [^] /nm	Lumens (ϕ /nm)	λ (nm)	Power W [^] /nm	Lumens (ϕ /nm)	λ (nm)	Power W [^] /nm	Lumens (ϕ /nm)	λ (nm)	Power W [^] /nm	Lumens (ϕ /nm)	λ (nm)	Power W [^] /nm	Lumens (ϕ /nm)
360	0	NR	490	168	NR	620	940	NR	750	35	NR	880	1	NR
365	0	NR	495	233	NR	625	897	NR	755	30	NR	885	1	NR
370	0	NR	500	300	NR	630	847	NR	760	26	NR	890	1	NR
375	0	NR	505	372	NR	635	790	NR	765	22	NR	895	1	NR
380	0	NR	510	430	NR	640	730	NR	770	19	NR	900	1	NR
385	0	NR	515	483	NR	645	668	NR	775	16	NR	905	1	NR
390	0	NR	520	524	NR	650	605	NR	780	14	NR	910	0	NR
395	2	NR	525	555	NR	655	545	NR	785	12	NR	915	0	NR
400	4	NR	530	581	NR	660	485	NR	790	10	NR	920	0	NR
405	7	NR	535	604	NR	665	430	NR	795	9	NR	925	0	NR
410	17	NR	540	623	NR	670	378	NR	800	8	NR	930	0	NR
415	34	NR	545	645	NR	675	331	NR	805	7	NR	935	0	NR
420	68	NR	550	667	NR	680	290	NR	810	6	NR	940	0	NR
425	128	NR	555	693	NR	685	251	NR	815	5	NR	945	0	NR
430	214	NR	560	719	NR	690	218	NR	820	4	NR	950	0	NR
435	339	NR	565	754	NR	695	188	NR	825	4	NR	955	0	NR
440	507	NR	570	791	NR	700	162	NR	830	3	NR	960	0	NR
445	573	NR	575	830	NR	705	139	NR	835	3	NR	965	0	NR
450	356	NR	580	873	NR	710	119	NR	840	3	NR	970	0	NR
455	217	NR	585	913	NR	715	102	NR	845	2	NR	975	0	NR
460	168	NR	590	948	NR	720	88	NR	850	2	NR	980	0	NR
465	113	NR	595	974	NR	725	76	NR	855	2	NR	985	0	NR
470	85	NR	600	994	NR	730	65	NR	860	1	NR	990	0	NR
475	85	NR	605	998	NR	735	55	NR	865	1	NR	995	0	NR
480	94	NR	610	994	NR	740	47	NR	870	1	NR	1000	0	NR
485	120	NR	615	973	NR	745	41	NR	875	1	NR			

REPORT NUMBER: SP1-2408-195-9

Melanopic Flux vs. Wavelength



Melanopic Lumens: NR

M/P: 2.32

λ (nm)	Power W [^] /nm	Lumens (φ/nm)	λ (nm)	Power W [^] /nm	Lumens (φ/nm)	λ (nm)	Power W [^] /nm	Lumens (φ/nm)	λ (nm)	Power W [^] /nm	Lumens (φ/nm)	λ (nm)	Power W [^] /nm	Lumens (φ/nm)
360	0	NR	490	168	NR	620	940	NR	750	35	NR	880	1	NR
365	0	NR	495	233	NR	625	897	NR	755	30	NR	885	1	NR
370	0	NR	500	300	NR	630	847	NR	760	26	NR	890	1	NR
375	0	NR	505	372	NR	635	790	NR	765	22	NR	895	1	NR
380	0	NR	510	430	NR	640	730	NR	770	19	NR	900	1	NR
385	0	NR	515	483	NR	645	668	NR	775	16	NR	905	1	NR
390	0	NR	520	524	NR	650	605	NR	780	14	NR	910	0	NR
395	2	NR	525	555	NR	655	545	NR	785	12	NR	915	0	NR
400	4	NR	530	581	NR	660	485	NR	790	10	NR	920	0	NR
405	7	NR	535	604	NR	665	430	NR	795	9	NR	925	0	NR
410	17	NR	540	623	NR	670	378	NR	800	8	NR	930	0	NR
415	34	NR	545	645	NR	675	331	NR	805	7	NR	935	0	NR
420	68	NR	550	667	NR	680	290	NR	810	6	NR	940	0	NR
425	128	NR	555	693	NR	685	251	NR	815	5	NR	945	0	NR
430	214	NR	560	719	NR	690	218	NR	820	4	NR	950	0	NR
435	339	NR	565	754	NR	695	188	NR	825	4	NR	955	0	NR
440	507	NR	570	791	NR	700	162	NR	830	3	NR	960	0	NR
445	573	NR	575	830	NR	705	139	NR	835	3	NR	965	0	NR
450	356	NR	580	873	NR	710	119	NR	840	3	NR	970	0	NR
455	217	NR	585	913	NR	715	102	NR	845	2	NR	975	0	NR
460	168	NR	590	948	NR	720	88	NR	850	2	NR	980	0	NR
465	113	NR	595	974	NR	725	76	NR	855	2	NR	985	0	NR
470	85	NR	600	994	NR	730	65	NR	860	1	NR	990	0	NR
475	85	NR	605	998	NR	735	55	NR	865	1	NR	995	0	NR
480	94	NR	610	994	NR	740	47	NR	870	1	NR	1000	0	NR
485	120	NR	615	973	NR	745	41	NR	875	1	NR			

Summary

$R_f = 81.5$
 $R_g = 99.2$
 $CIE R_a = 81.0$
 $R_9 = 7.1$



Color Vector Graphics



Individual Sample Fidelity Index ($R_{f,i}$)

CES01 = 86	CES26 = 74	CES51 = 89	CES76 = 70
CES02 = 63	CES27 = 88	CES52 = 92	CES77 = 86
CES03 = 31	CES28 = 89	CES53 = 81	CES78 = 72
CES04 = 70	CES29 = 67	CES54 = 87	CES79 = 90
CES05 = 50	CES30 = 68	CES55 = 85	CES80 = 88
CES06 = 51	CES31 = 71	CES56 = 78	CES81 = 78
CES07 = 42	CES32 = 70	CES57 = 76	CES82 = 95
CES08 = 41	CES33 = 71	CES58 = 78	CES83 = 90
CES09 = 29	CES34 = 82	CES59 = 92	CES84 = 94
CES10 = 76	CES35 = 90	CES60 = 95	CES85 = 86
CES11 = 59	CES36 = 93	CES61 = 93	CES86 = 72
CES12 = 65	CES37 = 87	CES62 = 83	CES87 = 85
CES13 = 43	CES38 = 75	CES63 = 77	CES88 = 83
CES14 = 74	CES39 = 94	CES64 = 83	CES89 = 75
CES15 = 71	CES40 = 89	CES65 = 77	CES90 = 81
CES16 = 47	CES41 = 85	CES66 = 80	CES91 = 96
CES17 = 50	CES42 = 86	CES67 = 79	CES92 = 73
CES18 = 56	CES43 = 81	CES68 = 84	CES93 = 84
CES19 = 72	CES44 = 99	CES69 = 91	CES94 = 64
CES20 = 66	CES45 = 87	CES70 = 78	CES95 = 80
CES21 = 87	CES46 = 82	CES71 = 76	CES96 = 84
CES22 = 79	CES47 = 77	CES72 = 92	CES97 = 87
CES23 = 92	CES48 = 71	CES73 = 71	CES98 = 81
CES24 = 91	CES49 = 81	CES74 = 93	CES99 = 74
CES25 = 72	CES50 = 89	CES75 = 74	



Color Rendition by Hue-Angle Bin



Measure Comparisons



(END OF REPORT)